



We are here to meet all your commercial shade industry needs, providing high-quality shade structures and exceptional customer service for over three decades. Some of the shade structures include a variety of applications, from outdoor dining areas to playgrounds and sport fields. With a strong focus on quality, innovation, and customer satisfaction, USA SHADE has earned the trust and loyalty of its customers, making it a go-to brand for commercial properties across the country.

**Mission** To protect communities by creating distinctive spaces that elevate the outdoor experience.

**Vision** To be the essential partner for innovative shade solutions.

**Values** Dedication, Integrity, Quality, Fun.



LEADER, INNOVATOR &  
BRAND TO TRUST

## INNOVATIVE SHADE DESIGN SOLUTIONS

Introduction .....	4-5
Hip .....	6
Pyramid.....	7
Multi-sided .....	8
Single Post .....	9
Slanted Cantilever Wing Cabled.....	10
Panorama .....	11
Sail.....	11
Aquarius, Pegasus, Cantilever Disc, Wave .....	12
Butterfly.....	13
Flower.....	13
Custom.....	14
Architectural Membrane Structures .....	16
Modular Membrane Structures .....	18
Quick Ship.....	20
Materials .....	22



# ENHANCE OUTDOOR AMBIANCE REVITALIZE AND ELEVATE OUTDOOR SPACES



Safeguards against sun and weather damage



Increase airflow and comfort



Blocks up to 97% of harmful UV rays



Low maintenance



12-year limited warranty on fabric & 25-year limited warranty on steel



25-degree temperature reduction keeps seating and play surfaces cool

## QUICK RELEASE

Quickly remove and reattach fabric for winter storage or extreme weather conditions with our quick release (QRE) option.

## TAILORED TO PERFECTION

Discover the ideal size for your outdoor space with our versatile range of shade structures. Our representatives are ready to assist you in choosing the perfect fit. Don't hesitate to discuss your upcoming project with us to ensure the right size and style for your needs.



# HIP



Unleash the power of the Hip structure; your simple and cost-effective solution for perfect shade. Sizes varying from a single hip at 10'x12', to our 6-column Super Span Hip up to 60'x120'.


## HIP

10'x12' to 50'x55'




## HIP MULTI-PANEL

18x20' to 50'x55'




## HIP JOINED

Combine Hip or Multi-Panel into a variety of sizes




## TWO POST-HIP

10x16, 12x20 & 14x22




## SLANT HIP

10'x12' to 40'x40'



## HIP DOUBLE-WIDE

Combine Hip or Multi-Panel into a variety of sizes




# SUPER SPANS

Our massive Super Span structures provide maximum shade for larger outdoor areas including basketball courts, mass automotive coverage, and outdoor seating spaces.

**HIP EXTENDED** 10'x24' to 30'x60'  
(extended frames that are a single top hip up to 30' wide and 60' long)

**SUPER SPAN HIP** Up to 60'x60'

**6-COLUMN SUPER SPAN HIP** Up to 60'x120'




# PYRAMID



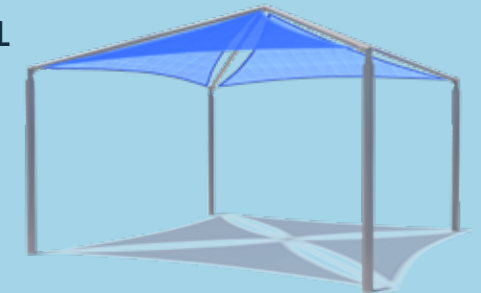
## PYRAMID

10'x10' to 40'x40'



## PYRAMID MULTI-PANEL

18'x18' to 40'x40'



## MARINER PYRAMID


10'x10' to 50'x50'

Offers shade comparable to our Hip or standard Pyramid designs, but it distinguishes itself with multi-panel shade layers that create a visually stunning presence.




## PYRAMID JOINED

Available in a variety of combined sizes from single top or multi-panel



## SUPER SPAN PYRAMID MULTI-LEVEL MULTI-PANEL

Up to 60'x60'




# MULTI-SIDED


From three to eight sides and shapes of all kinds, our multi-sided shade structures offer a variety of options for all applications.



**TRIANGLE** 18' to 30'  
For asymmetrical, elongated areas, our Triangle can be an ideal shade solution.




**HEXAGON** 20' to 50'  
For areas that require zero obstruction from a center column, the Hexagon is ideal, with six columns around the perimeter.




**HEXAGON MULTI-PANEL** 20' to 50'



**MARINER HEXAGON** 30' to 45'  
The Mariner Hexagon is available in diameters up to 45' and incorporates upper and lower fabric layers, giving the structure a unique appearance.



**OCTAGON** 30' to 80'  
Our Octagon structure is an ideal solution for shading areas up to 80' in diameter without the obstruction of a center column.




# SINGLE POST



**SINGLE POST HEXAGON** 10' to 20'  
Single-column structure with six fabric attachment points and a pointed top.



**SINGLE POST OCTAGON** 10' to 20'  
Single-column structure with eight fabric attachment points and a pointed top.




**COOLBRELLA** 12' to 20'  
Commercial-grade, permanent umbrella canopy featuring one support column with one frame-tensioned fabric roof section. Top can be removed easily without wheels, wires, or pulleys.

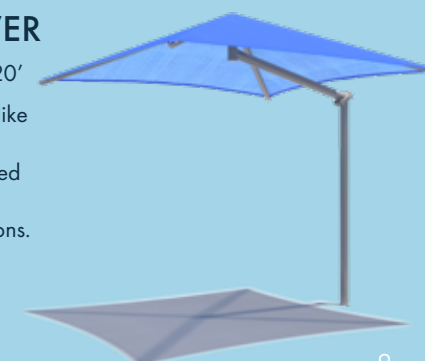


**SINGLE POST PYRAMIDS**

**SINGLE POST PYRAMID** 10x10 to 20x20



**SINGLE POST PYRAMID CANTILEVER** 10'x10' to 20'x20'  
Ideal for spaces like walkways and pool side that need shade without column obstructions.




# SLANTED CANTILEVER WING CABLED



Much like the Full Cantilever Hip design, the Slanted Cantilever Wing has two columns and a tilted top to increase shade coverage for spaces exposed to harsh sunlight at an angle.


## SINGLE

10'x24' to 20'x40'




## JOINED

Combine singles into various lengths




## DOUBLE-WIDE

20'x24' to 40'x40'



## DOUBLE-WIDE JOINED


Combines double-wide into various lengths




# PANORAMA

Our Panorama cantilever design is an elegantly arched roof that is suited to provide shade over areas that require unobstructed spaces like walkways, bus stops, or automotive parking.

**SINGLE** 10'x20' to 20'x40'



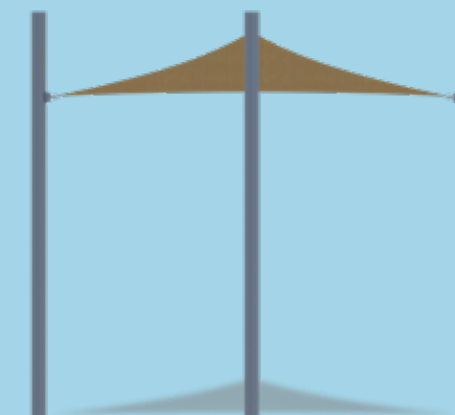
**JOINED** Combine singles into a variety of lengths



# SAIL


**3-POINT SAIL** Up to 50' per side

Our 3-Point Sail structure features a high-end design with a unique triangular shape, giving outdoor spaces a sophisticated look.



**4-POINT HYPAR SAIL** Up to 60' per side


Our 4-Point Hypar Sail structure features columns of varying heights, allowing the fabric to be formed into a hyperbolic shape.






**AQUARIUS** 14'x22' or 25'x50'

Our elegant Aquarius design is a sculptural shade solution with curved steel purlins and generous shade coverage.




**PEGASUS** 16'x12' or 20'x16'

Pegasus is a distinctive and elegant fabric structure designed to make a strong architectural statement with shade.



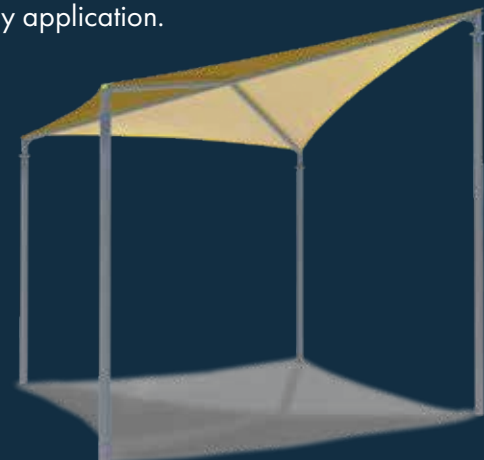
**CANTILEVER DISC** 15'x20'

Our Cantilever Disc structure is a minimalistic design of a framed circular fabric shade suspended by a curved column.



**WAVE** 20'x20' to 35'x35'

Crafted to emulate the captivating form of ocean waves, our Wave design showcases a mesmerizing blend of peaks and valleys, injecting a sense of energy and movement into any application.




# BUTTERFLY

The Butterfly is a unique structure constructed with eight fabric panels that can be adapted for Wings-Up, Wings-Flat, or Wings-Down configurations.


**WINGS-UP**

22'x21'




**WINGS-DOWN**

22'x21'



**WINGS-FLAT**

22'x21'




# FLOWER

Our Flower structure is a whimsical design constructed with five fabric panels available in Petals-Up, Petals-Flat, or Petals-Down configurations.

**PETALS-UP**

22'x21'




**PETALS-DOWN**

22'x21'




**PETALS-FLAT**

22'x21'



# CUSTOM



Our commitment to excellence extends beyond our standard offering. We specialize in crafting custom structures that set new benchmarks in shade solutions. Through collaboration with clients, design experts, and seasoned engineers, we transform imaginative project ideas into remarkable shade solutions.



**★ USASHADE®**  
**Architectural**  
 Membrane  
 Structures



Safeguards against sun and weather damage



Increased protection from the sun and harmful UV rays



15 to 25 year limited warranty on membrane & 25-year limited warranty on steel



25-degree temperature reduction keeps seating and play surfaces cool

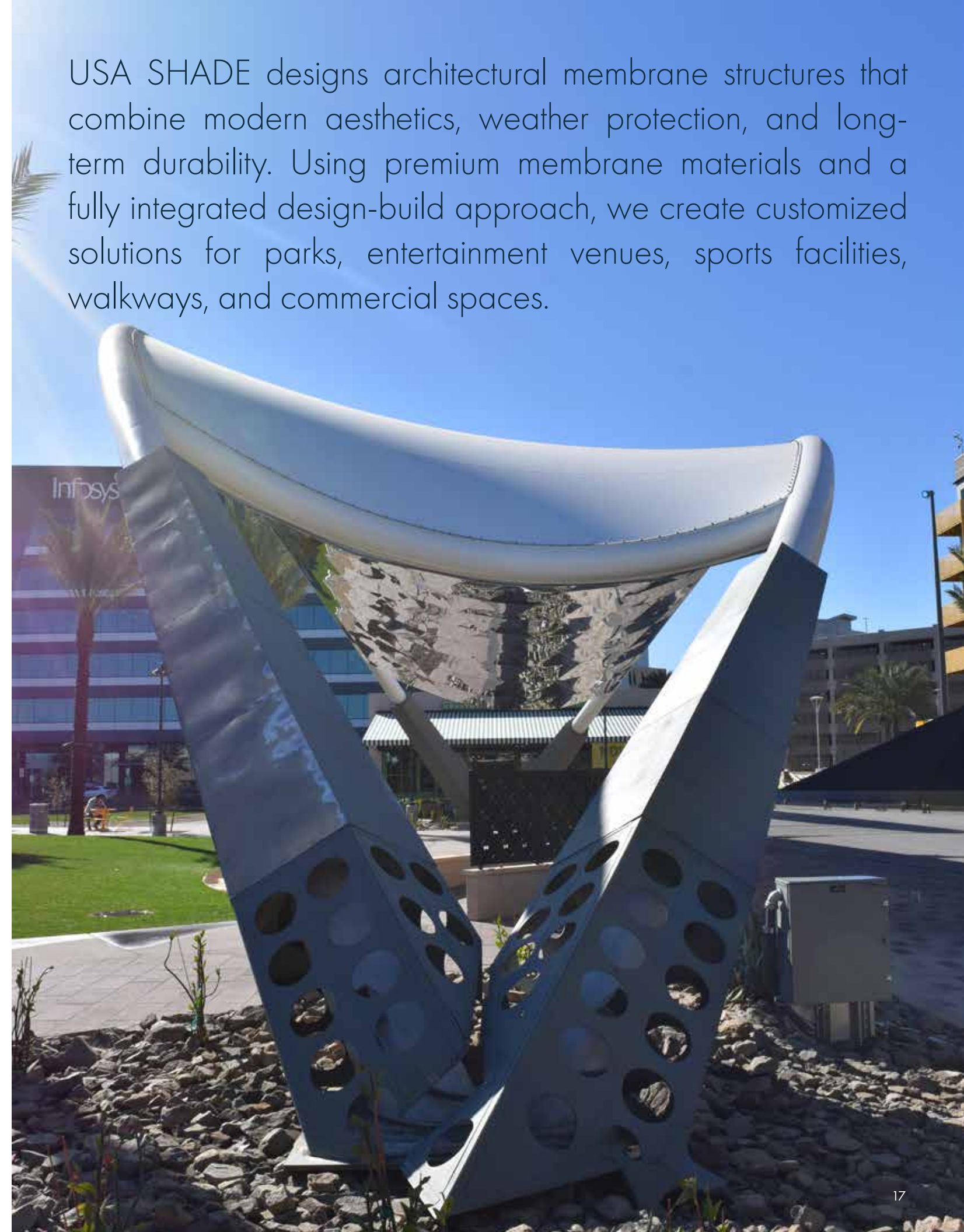
## KEY BENEFITS

- Lightweight, durable structures engineered for long-term performance
- Natural daylight transmission reduces daytime lighting needs
- Reflective materials help minimize solar heat gain
- Flexible designs create iconic architectural forms
- Fast installation with lower structural support requirements
- Weather protection for year-round comfort and usability

## COMMON APPLICATIONS

- Amphitheaters
- Pickleball & Sports Facilities
- Parks & Recreation Spaces
- Dining & Entertainment Areas
- Building Entrances
- Walkways & Gathering Areas
- Parking & Covered Seating Areas

USA SHADE designs architectural membrane structures that combine modern aesthetics, weather protection, and long-term durability. Using premium membrane materials and a fully integrated design-build approach, we create customized solutions for parks, entertainment venues, sports facilities, walkways, and commercial spaces.




**USASHADE®**  
**Modular**  
**Membrane**  
**Structures**

Pre-engineered structures designed to deliver modern aesthetics and reliable performance in any environment. With multiple models and configurations, these structures offer a streamlined solution for outdoor spaces that need year-round coverage without compromising on design.




**FOUR POST BARREL ARCH**

Entry Height of 8, 10 and 12 feet  
 20'x20', 20'x30',  
 20'x40', 30'x30',  
 30'x40', 40'x40'




**FOUR POST GABLE**

Entry Height of 8, 10 and 12 feet  
 20'x20', 20'x30',  
 20'x40', 30'x30',  
 30'x40', 40'x40'




**WING CANTI FRAMED**

Entry Height of 8, 10 and 12 feet  
 10'x 20', 10'x30',  
 15'x20', 15'x30',  
 20'x 20', 20'x30'



**PANORAMA FRAMED**

Entry Height of 8, 10 feet  
 10'x 20', 10'x30',  
 20'x20', 20'x30',  
 30'x20', 30'x 30'



# QUICK SHIP

We offer Quick Ship products, featuring a 4-week lead time from the order release date! With our carefully curated selection of quick ship units, you can confidently plan your projects, knowing that your desired products will be in your hands within a short timeframe.

## QUALIFICATIONS


- Standard PIN and QRE connections only
- Galvanized hardware only
- No electrical or custom modifications
- Finishes can only be PC or Primer/PC, standard colors only
- Fabric can only be Shadesure or Colourshade, standard colors only

\*Please specify your desired delivery date at the time of purchase




## MARINER PYRAMID

Entry Height at 8 feet to 12 feet  
20'x20' to 32'x32'



## TWO POST-HIP

Entry Height at 8, 10, and 12 feet  
10'x16' and 14'x22'




## COOLBRELLA

Entry Height at 8 and 10 feet  
20' Diameter




## SINGLE POST PYRAMID

Entry Height at 8, 10, and 12 feet  
10x10 to 14x14




## HIP

Entry Height at 8 feet to 14 feet  
10'x12' to 40'x40'




## FULL HIP CANTILEVER

Entry Height at 8 feet to 10 feet  
10x16 to 12x20




## PYRAMID

Entry height at 8 feet to 10 feet  
10'x10' to 35'x35'



## SINGLE POST PYRAMID CANTILEVER

Entry Height at 8, 10, and 12 feet  
10'x10', 12'x12', 14'x14'



# MATERIALS

USA SHADE uses the best materials available including HDPE, a high-density polyethylene mesh, which can block out up to 97% of the sun's harmful UV-A and UV-B rays. We offer a variety of materials with varying degrees of UV and weather protection, fire retardant, and non-combustibility. All of our fabrics are easy to maintain, providing protective shade and vibrant color over a long period of time.

## SHADESURE™ FABRIC



Our high-density polyethylene (HDPE) mesh fabric blocks up to 97% of the sun's harmful UV-A & U-VB rays, is flame retardant and fade-resistant.

<b>Arizona</b> Shade 86% UV 91%	<b>Atomic Orange</b> Shade 82% UV 94%	<b>Black</b> Shade 95% UV 96%	<b>Chocolate</b> Shade 92% UV 93%	<b>Cinnamon</b> Shade 88% UV 93%
<b>Desert Sand</b> Shade 80% UV 92%	<b>Electric Purple</b> Shade 84% UV 90%	<b>Laguna Blue</b> Shade 92% UV 96%	<b>Mulberry</b> Shade 90% UV 91%	<b>Navy Blue</b> Shade 90% UV 94%
<b>Olive</b> Shade 93% UV 97%	<b>Rainforest</b> Shade 89% UV 96%	<b>Red</b> Shade 91% UV 92%	<b>Royal Blue</b> Shade 86% UV 94%	<b>Silver</b> Shade 88% UV 93%
<b>Sunflower Yellow</b> Shade 70% UV 94%	<b>Terracotta</b> Shade 84% UV 90%	<b>Turquoise</b> Shade 83% UV 92%	<b>White</b> Shade 57% UV 86%	<b>Zesty Lime</b> Shade 83% UV 92%

## COLOURSHADE® FR FABRIC



DSA approved and CSFM Title 19 certified flame retardant HDPE fabric.

<b>Blue</b> Shade 80% UV 85%	<b>Desert Sand</b> Shade 80% UV 92%	<b>Green</b> Shade 80% UV 85%	<b>Red</b> Shade 80% UV 86%	<b>Silver</b> Shade 80% UV 81%
<b>Terracotta</b> Shade 75% UV 82%	<b>Yellow</b> Shade 80% UV 89%			



## eXtreme 32 FABRIC

Heat-set using a stentering process, providing additional dimensional stability and strength as a result of shrinking and equalizing the yarn lengths and knots.

<b>Desert Sand</b> Shade 80% UV 92%	<b>Forest Green</b> Shade 89% UV 96%	<b>Royal Blue</b> Shade 86% UV 94%	<b>Silver</b> Shade 88% UV 93%

## WaterProof MEMBRANE

These waterproof membranes have the capability to withstand heavier loads.

<b>Coated HDPE</b>	<b>PTFE</b>	<b>PVC</b>

## POWDER COAT COLORS



Powder coating provides maximum adhesion, UV protection and fade resistance. Available in a wide range of colors, this coating has higher surface hardness and scratch resistance than common liquid paints.

<b>Black</b> 115618BLK	<b>Blue</b> 115618BLU	<b>Cobalt</b> 115618CBB	<b>Dark Brown</b> 115618DBW
<b>Forest Green</b> 115618FRG	<b>Light Ivory</b> 115893	<b>Red</b> 115618RED	<b>Tele-Gray</b> 115892
<b>White</b> 115618WHT	<b>Yellow</b> 115618YLW		



USA Shade is the **official shade partner** of USA Pickleball



## CERTIFICATIONS



Contact our experts today!  
[usa-shade.com](http://usa-shade.com)

USA Headquarters  
FedEx & UPS Shipments  
2580 Esters Blvd.  
Suite 100  
DFW Airport, TX 75261  
855.939.4877

California - Orange Office  
1085 N. Main Street  
Suite C  
Orange, CA 92867  
855.671.1626

Mailing Address  
For US Postal Service Mail  
P.O. Box 3467  
Coppell, TX 75019

Copyright © 2026 by Shade Structures, Inc. All rights reserved.

USA SHADE structures are backed by a 12-year limited warranty on fabric and a 25-year limited warranty on steel components. Warranty coverage excludes damage resulting from extreme weather events, acts of God, improper maintenance, misuse, or unauthorized modifications. See official warranty documentation for complete terms, conditions, exclusions, and limitations.

